



Switches

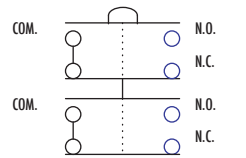
Standard CTI Switches



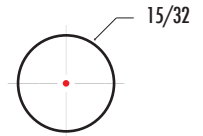
CTI Pushbutton Switches



Circuit Diagram




Panel Cutout Dimensions



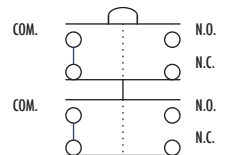
CTI Part # **32-P-940121-01** DPDT - mom

Technical Data

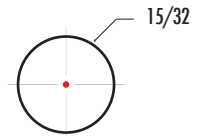
Cycles: **25,000**
 Current Rating: **6 amps@120 vAC, 30vDC**
 Temperature Range: **-40°C to +85°C @ Rated Current**
 Environmental Protection: **IP40**



Circuit Diagram




Panel Cutout Dimensions



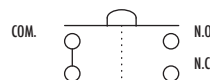
CTI Part # **32-P-940131-01** DPDT - mt

Technical Data

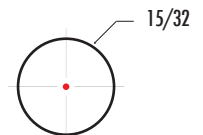
Cycles: **40,000**
 Current Rating: **6 amps@120 vAC, 30vDC**
 Temperature Range: **-40°C to +85°C @ Rated Current**
 Environmental Protection: **IP40**



Circuit Diagram



Panel Cutout Dimensions



CTI Part # **32-P-940120-01** SPDT - mom

Technical Data

Cycles: **25,000**
 Current Rating: **6 amps@120 vAC, 30vDC**
 Temperature Range: **-40°C to +85°C @ Rated Current**
 Environmental Protection: **IP40**

www.cyber-tech.net

1-800-621-8754

