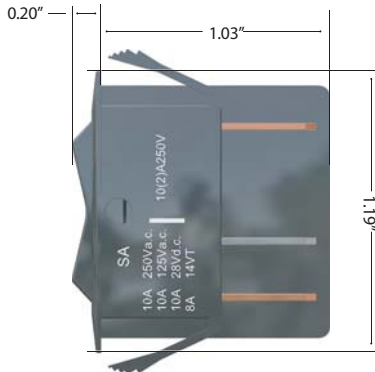


Switches

Standard CTI Switches

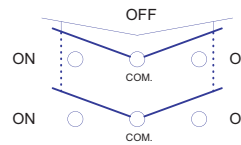
CTI Rocker Switches




CTI Part # **32-R-2604-11E** DPDT mt (3-Postion) On-Off-On

Technical Data

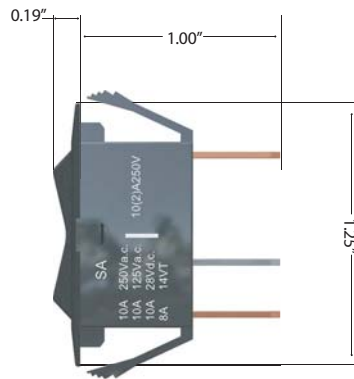
Circuit Diagram



Cutout Dimensions



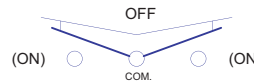
Cycles: **50,000**
 Current Rating: **10 amps@28vDC**
 Current Rating: **10 amps@125vAC, 10 amps@ 250vAC**
 Temperature Range: **-40°C to +85° @ Rated Current**
 Terminals: **0.25" Quick-Connect**



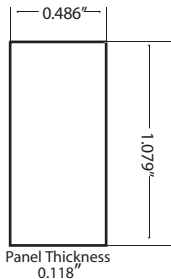
CTI Part # **32-R-1506-11E** SPDT mom (3-Postion) (On)-Off-(On)

Technical Data

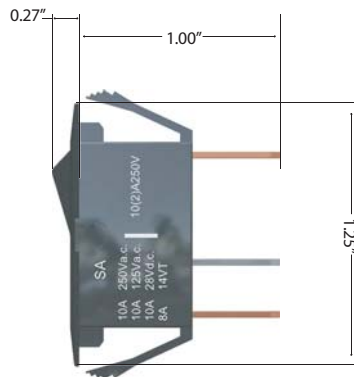
Circuit Diagram



Cutout Dimensions



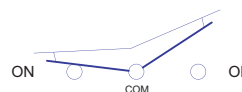
Cycles: **50,000**
 Current Rating: **10 amps@28vDC**
 Current Rating: **10 amps@125vAC, 10 amps@ 250vAC**
 Temperature Range: **-40°C to +85° @ Rated Current**
 Terminals: **0.25" Quick-Connect**



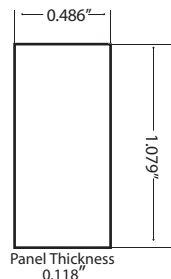
CTI Part # **32-R-1500-11E** SPDT mt (2-Postion) On-None-On

Technical Data

Circuit Diagram



Cutout Dimensions



Cycles: **50,000**
 Current Rating: **10 amps@28vDC**
 Current Rating: **10 amps@125vAC, 10 amps@ 250vAC**
 Temperature Range: **-40°C to +85° @ Rated Current**
 Terminals: **0.25" Quick-Connect**

www.cyber-tech.net

1-800-621-8754

