



# Switches

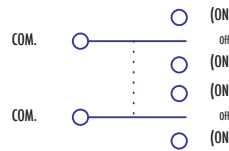
## CTI Toggles



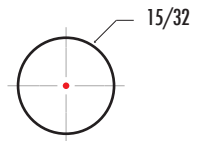
### CTI Toggle Switches



#### Circuit Diagram




#### Panel Cutout Dimensions



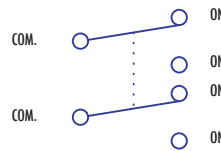
CTI Part # **32-T-940153-01** DPDT - mom (3-Position) (On)-Off-(On)

#### Technical Data

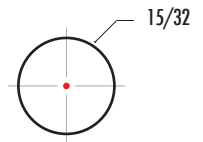
Cycles: 50,000  
 Current Rating: 6 amps@125 vAC, 30vDC  
 Current Rating: 3 amps@250 vAC  
 Temperature Range: -40°C to +85° @ Rated Current



#### Circuit Diagram




#### Panel Cutout Dimensions



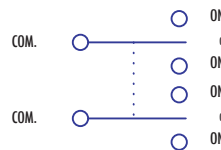
CTI Part # **32-T-940161-01** DPDT - mt (2-Position) On-Off-On

#### Technical Data

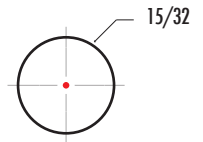
Cycles: 50,000  
 Current Rating: 6 amps@125 vAC, 30vDC  
 Current Rating: 3 amps@250 vAC  
 Temperature Range: -40°C to +85° @ Rated Current



#### Circuit Diagram



#### Panel Cutout Dimensions



CTI Part # **32-T-940171-01** DPDT - mt (3-Position) On-Off-On

#### Technical Data

Cycles: 50,000  
 Current Rating: 6 amps@125 vAC, 30vDC  
 Current Rating: 3 amps@250 vAC  
 Temperature Range: -40°C to +85° @ Rated Current

[www.cyber-tech.net](http://www.cyber-tech.net)

1-800-621-8754

